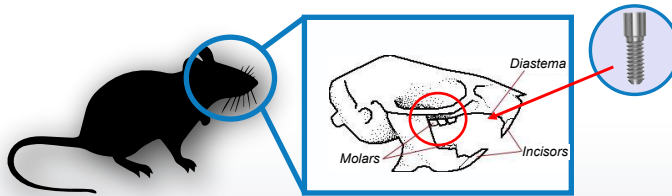


Macrophage polarization in aseptic bone resorption around dental implants induced by Ti particles in a murine model



Custom-made titanium screw implanted in bilateral maxillary first molar area for 4 weeks



Ti + clodronate liposome



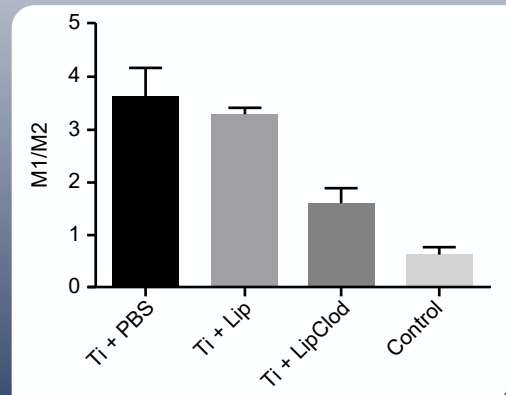
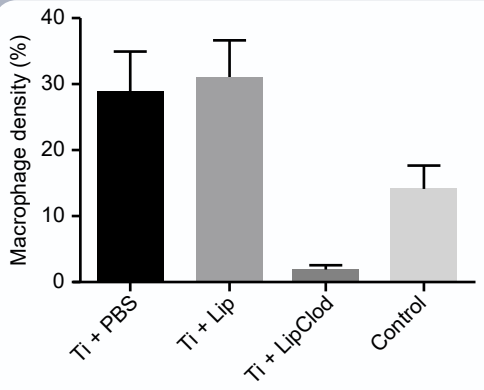
Ti + liposome



Ti + PBS



PBS



Graphical Abstract Report

Job code: ABCD_2

Your **Graphical Abstract** has been created by our graphics expert based on your instructions and preferences. If you have any questions or comments about this, please let us know.

Target journal name: Journal of Periodontal Research

Summary of specifications for the Graphical Abstract

Parameters	Specifications
Figure type	Combination
Height (mm)	153.85
Width (mm)	171
Resolution (dpi)	600
File formats provided	TIFF, EPS, PDF
Font type	Arial
Color Mode	RGB



Glossary of terms used in the report

RGB (Red, green, blue): A color mode, usually recommended for images intended for online publication

CMYK (Cyan, Magenta, Yellow, black): A color mode, usually recommended for images intended for print publication

TIFF (Tagged Image File Format): A file format, usually recommended for color and grayscale images, particularly photographs

EPS (Encapsulated PostScript): A file format, usually recommended for images, particularly for vector images such as graphs.

Line art: Images with straight lines and text, such as graphs, charts, and simple diagrams

Halftone: Photographic images, drawings, paintings, etc. with fine shading

Combination art: Images that are a combination of halftone and line art or halftone and text.